

Revision Release List:

Safety Control System ProSafe-RS, R1.03



SIL3 compliant HW Components:

Model Name	Description	Revision Information		Report – No.	Status
		Style	Revision No.		
SSC10S	Safety Control Unit (Single CPU, Vnet)	S1	N/A	968/EZ 196.00/05	Valid
SSC10D	Safety Control Unit (Dual red. CPU, Vnet)	S1	N/A	968/EZ 196.00/05	Valid
SSC50S	Safety Control Unit (Single CPU, Vnet/IP)	S1	N/A	968/EZ 196.08/06	Valid
SSC50D	Safety Control Unit (Dual red. CPU, Vnet/IP))	S1	N/A	968/EZ 196.08/06	Valid
SNB10D	Safety Node Unit	S2	N/A	968/EZ 196.08/06	Valid
SCP401-11	Processor Module for SSC10S/D, Vnet	S1	U:2, H1:7, H2:0, F1:0, F2:2, F3:0, F4:5	968/EZ 196.15/08	Valid
SCP451-11	Processor Module for SSC50S/D, Vnet/IP	S1	U:2, H1:2, H2:1, F1:12, F2:2, F3:0, F4:6	968/EZ 196.18/08	Valid
SAI143-S03	Analog Input Module (4 to 20mA)	S2	U:0, H1:2, H2:0, F1:2, F2:2	968/EZ 196.08/06	Valid
SAI143-S33	Analog Input Module (4 to 20mA) With signal cable adapter	S2	U:0, H1:2, H2:0, F1:2, F2:2	968/EZ 196.08/06	Valid
SAI143-H03	Analog Input Module (4 to 20mA, HART)	S2	U:0, H1:0, H2:2, F1:1, F2:1	968/EZ 196.08/06	Valid
SAI143-H33	Analog Input Module (4 to 20mA, HART) With signal cable adapter	S2	U:0, H1:0, H2:2, F1:1, F2:1	968/EZ 196.08/06	Valid
SAV144-S03	Analog Input Module (1 to 5V / 1 to 10V)	S2	U:0, H1:0, H2:0, F1:2, F2:2	968/EZ 196.08/06	Valid
SAV144-S33	Analog Input Module (1 to 5V / 1 to 10V) With signal cable adapter	S2	U:0, H1:0, H2:0, F1:2, F2:2	968/EZ 196.08/06	Valid
SAI533-H03	Analog Output Module (4 to 20mA, HART)	S1	U:0, H1:0, H2:2, F1:2, F2:2	968/EZ 196.08/06	Valid
SAI533-H33	Analog Output Module (4 to 20mA, HART) With signal cable adapter	S1	U:0, H1:0, H2:2, F1:2, F2:2	968/EZ 196.08/06	Valid

Manufacturer:

Yokogawa Electric Corporation
2-9-32 Nakacho
Musashino-shi
Tokyo - 180-8750 Japan

Test Institute:

TÜV Rheinland Industrie Service GmbH
ASI: Automation, Software und Informationstechnologie
Am Grauen Stein
D-51101 Köln

Revision Release List:**Safety Control System ProSafe-RS, R1.03****SIL3 compliant HW Components:**

Model Name	Description	Revision Information		Report – No.	Status
		Style	Revision No.		
SDV144-S13	Digital Input Module (contact input)	S2	U:1, H1:2, H2:1, H3:1, F1:4, F2:4	968/EZ 196.22/09	Valid
SDV144-S33	Digital Input Module (contact input) With signal cable adapter	S2	U:1, H1:2, H2:1, H3:1, F1:4, F2:4	968/EZ 196.22/09	Valid
SDV521-S33	Digital Output Module (24V DC) With signal cable adapter	S1	U:0, H1:0, H2:0, H3:0, F1:0, F2:0	968/EZ 196.11/07	Valid
SDV531-S13	Digital Output Module (24V DC)	S1	U:0, H1:2, H2:1, H3:1, F1:3, F2:3	968/EZ 196.00/05	Valid
SDV531-S23	Digital Output Module (24V DC)	S3	U:0, H1:0, H2:0, H3:1, F1:0, F2:0	968/EZ 196.22/09	Valid
SDV531-S33	Digital Output Module (24V DC) With signal cable adapter	S3	U:0, H1:0, H2:0, H3:1, F1:0, F2:0	968/EZ 196.22/09	Valid
SDV531-L23	Digital Output Module (24V DC)	S3	U:0, H1:0, H2:0, H3:1, F1:0, F2:0	968/EZ 196.22/09	Valid
SDV531-L33	Digital Output Module (24V DC) With signal cable adapter	S3	U:0, H1:0, H2:0, H3:1, F1:0, F2:0	968/EZ 196.22/09	Valid
SDV541-S23	Digital Output Module (24V DC – 16 channels)	S2	U:0, H1:0, H2:0, H3:1, F1:0, F2:0	968/EZ 196.22/09	Valid
SDV541-S33	Digital Output Module (24V DC – 16 channels) With signal cable adapter	S2	U:0, H1:0, H2:0, H3:1, F1:0, F2:0	968/EZ 196.22/09	Valid
SCB100-S0	Wiring Check Adapter	S2	N/A	968/EZ 196.11/07	Valid
SCB110-S0	Wiring Check Adapter	S2	N/A	968/EZ 196.11/07	Valid

Manufacturer:

Yokogawa Electric Corporation
2-9-32 Nakacho
Musashino-shi
Tokyo - 180-8750 Japan

Test Institute:

TÜV Rheinland Industrie Service GmbH
ASI: Automation, Software und Informationstechnologie
Am Grauen Stein
D-51101 Köln

Revision Release List:**Safety Control System ProSafe-RS, R1.03**

Further HW Components suitable for use to build up safety loops up to SIL3 with ProSafe-RS:

Model Name	Description	Revision Information		Report – No.	Status
		Style	Revision No.		
AIP602	FAN Unit for SSC10S/D, SSC50S/D	S1	N/A	968/EZ 196.00/05	Valid
AIP504-13	Vnet Coupler Unit	S1	U:0, H:0	968/EZ 196.00/05	Valid
SPW481-13	100-120V AC Input Power Supply Module for SSC10S/D, SNB10D, SSC50S/D, SNT10D	S1	U:0, H:3	968/EZ 196.15/08	Valid
SPW482-13	220-240V AC Input Power Supply Module for SSC10S/D, SNB10D, SSC50S/D, SNT10D	S1	U:0, H:3	968/EZ 196.15/08	Valid
SPW484-13	24VDC Input Power Supply Module for SSC10S/D, SNB10D, SSC50S/D, SNT10D	S1	U:0, H:4	968/EZ 196.15/08	Valid
SNT10D	Note Unit for Optical Bus Repeater Module	S1	N/A	968/EZ 196.08/06	Valid
SNT401-13	Optical ESB Bus Repeater Master Module for SSC10S/D, SNB10D, SSC50S/D, SNT10D	S1	U:1, H:0, F:1	968/EZ 196.08/06	Valid
SNT411-13	Optical ESB Bus Repeater Master Module for long distance	S1	U:0, H:0, F:1	968/EZ 196.11/07	Valid
SNT501-13	Optical ESB Bus Repeater Slave Module for SNB10D and SNT10D	S1	U:1, H:0, F:1	968/EZ 196.08/06	Valid
SNT511-13	Optical ESB Bus Repeater Slave Module for long distance	S1	U:0, H:0, F:1	968/EZ 196.11/07	Valid
SEC401-11	ESB Bus Coupler Module for SSC10S/D, SSC50S/D	S2	U:0, H:0	968/EZ 196.08/06	Valid
SSB401-13	ESB Bus Interface Module for SNB10D	S1	U:0, H:1	968/EZ 196.00/05	Valid

Manufacturer:

Yokogawa Electric Corporation
2-9-32 Nakacho
Musashino-shi
Tokyo - 180-8750 Japan

Test Institute:

TÜV Rheinland Industrie Service GmbH
ASI: Automation, Software und Informationstechnologie
Am Grauen Stein
D-51101 Köln

Revision Release List:**Safety Control System ProSafe-RS, R1.03****Further interference free HW Components suitable for use with ProSafe-RS:**

Model Name	Description	Revision Information		Report – No.	Status
		Style	Revision No.		
ALR111-S01	RS-232C Communication Module	S1	U:0, H1:4, H2:2, F:3	968/EZ 196.00/05	Valid
ALR121-S01	RS-422/RS485 Communication Module	S1	U:0, H1:4, H2:3, F:3	968/EZ 196.22/09	Valid

SIL3 compliant SW Components:

Model Name	Description	Revision Information		Report – No.	Status
		Style	Revision No.		
CFS1100	Safety Control Function for SCS	N/A	1.03.03	968/EZ 196.20/08	Valid

Further SW Components suitable for use to build up safety loops up to SIL3 with ProSafe-RS:

Model Name	Description	Revision Information		Report – No.	Status
		Style	Revision No.		
CHS5100	Safety System Generation and Maintenance	N/A	1.03.05	968/EZ 196.24/09	Valid
CHS5400	Document Map and Safety Manual as part of the Software and Electronic Instruction Manual Media – CHSKM02	N/A	1.03.00	968/EZ 196.11/07	Valid

Manufacturer:

Yokogawa Electric Corporation
 2-9-32 Nakacho
 Musashino-shi
 Tokyo - 180-8750 Japan

Test Institute:

TÜV Rheinland Industrie Service GmbH
 ASI: Automation, Software und Informationstechnologie
 Am Grauen Stein
 D-51101 Köln




Revision Release List:

Safety Control System ProSafe-RS, R1.03



Further interference free SW Components suitable for use with ProSafe-RS:

Model Name	Description	Revision Information		Report – No.	Status
		Style	Revision No.		
CHSKM02	Software and Electronic Instruction Manual Media (Including: CHS5100, CHS2100, CHS2200, CHS5200, CHS5400)	N/A	1.03.00	968/EZ 196.11/07	Valid
CHS2100	SOE Viewer	N/A	1.03.00	968/EZ 196.11/07	Valid
CHS2200	SOE OPC Interface	N/A	1.03.00	968/EZ 196.11/07	Valid
CHS5200	Engineering for CS3000 Integration	N/A	1.03.00	968/EZ 196.11/07	Valid
CHS5400	Electronic Instruction Manual	N/A	1.03.00	968/EZ 196.11/07	Valid
CFS9153	Modbus Communication Package (for ALR111, ALR121)	N/A	1.01.30	968/EZ 196.04/06	Valid

	Released by Manufacturer:	Released by Test Institute:	Released by Certifier:
Signed:	 Toshihiko Matsuda	 Karsten Rotzoll	 Heinz Gall
Date:	2009-06-30	2009-06-30	2009-06-30

Revision Release List:**Safety Control System ProSafe-RS, R1.03****Document-Revision**

Date	Version	Revisions / Changes	Author
2005-04-11	1.0	R1.01.00: First release	Hu / ASI
2005-06-06	1.1	R1.01.10: Revised User Manuals, for example Safety Manual, Engineering Guideline and Release Information, as part of the Electronic Instruction Manual (CHS5400)	Hu / ASI
2005-07-27	1.2	R1.01.10: Non safety related update of the SCP401-11 Processor Module from H1:5 to H1:6	Hu / ASI
2006-01-16	1.3	R1.01.30: Subsystem Communication, DO-Module SDV531-S23, revised user manuals, bug fixing, performance improvements	Hu / ASI
2006-02-20	1.4	R1.01.40: Improvement of the Cross Reference Analyzer, bug fixing of the Communication I/O Lock Window	Hu / ASI
2006-06-20	1.5	R1.01.50: Bug fixing of SENG functions	Hu / ASI
2006-10-24	1.6	R1.02: New AI-DI modules, HART communication, Vnet/IP-Bus, Optical ESB Bus, Improvements CRA etc., Bug fixing, Keying mechanism for I/O cable, Detection mechanism for disconnection of the ESB Bus cable, Revised User Manuals	Hu / ASI
2007-03-26	1.7	R1.02.20: SCS system software modification (Full install CD ROM release: R1.02.20), SDV531 and SDV541modification	Hu / ASI
2007-12-07	1.8	R1.03: DO-Module(SDV531-L**, SDV521-S**), SNT411, SNT511, SCB100, SCB110, ST-programming language, SCS Link Transmission Safety Communication(New Inter SCS Communication), SCS Simulator, grouped Override, Enhancing Online Download Change Function, Modification SCP451 Style 2, Bug Fixes	Hei, kg / ASI
2008-01-29	1.9	R1.03: Revised revision list	Hu / ASI
2008-12-17	2.0	R1.03.03: Bug fixing of SCS Link Transmission	Ro / ASI
2009-02-17	2.1	R1.03.04: Bug fixing of Vnet driver of PC, on-line change download, SCS link transmission, self document function	Ro / ASI
2009-05-18	2.2	Update of I/O-modules SDV531, SDV451 and SDV144, update of communication module ALR 121	Ro / ASI
2009-06-30	2.3	R1.03.05: The module of basic HMI was modified to fix a bug	Ro / ASI

Manufacturer:

Yokogawa Electric Corporation
 2-9-32 Nakacho
 Musashino-shi
 Tokyo - 180-8750 Japan

Test Institute:

TÜV Rheinland Industrie Service GmbH
 ASI: Automation, Software und Informationstechnologie
 Am Grauen Stein
 D-51101 Köln