

Catalog Number	Description / System	Series:	Firmware Revision	Report – No.	Certification status
1756-A4. A7. A10. A13 & A17	ControlLogix Chassis	B	NA	968/EZ 135.03/05	<i>Valid</i>
1756-PA75	AC Power supply	A	NA	968/EZ 135.03/05	<i>Valid</i>
1756-PB75	DC Power supply	A	NA	968/EZ 135.03/05	<i>Valid</i>
1756-PA75R	AC Redundant power supply	A	NA	968/EZ 135.03/05	<i>Valid</i>
1756-PB75R	DC Redundant power supply	A	NA	968/EZ 135.03/05	<i>Valid</i>
1756-PA75	AC Power supply	B	NA	968/EZ 135.03/05	<i>Valid</i>
1756-PB75	DC Power supply	B	NA	968/EZ 135.03/05	<i>Valid</i>
1756-PC75	DC Power supply	B	NA	968/EZ 135.03/05	<i>Valid</i>
1756-PH75	DC Power supply	B	NA	968/EZ 135.03/05	<i>Valid</i>
1756-PSCA ¹	Redundant Power Supply Chassis Adapter Module	A	NA	968/EZ 135.03/05	<i>Valid</i>
1756-PSCA ²	Redundant Power Supply Chassis Adapter Module	A	NA	968/EZ 135.03/05	<i>Valid</i>
1756-L55M13	Logix processor w/ 1.5Mb memory	A	10.27 ¹ 11.32 ¹ 13.31 ² 13.53.30 ² 15.05 ³ 15.57 ^{2, 3}	968/EZ 135.04/06	<i>Valid</i>

Catalog Number	Description / System	Series:	Firmware Revision	Report – No.	Certification status
1756-L55M16	ControlLogix 7.5Mb Controller	A	10.27 ¹ 11.32 ¹ 13.31 ¹ 13.53.30 ¹ 15.05 ² 15.57 ^{2,3}	968/EZ 135.04/06	Valid
1756-L61	ControlLogix 2 Mb Controller	B	13.40 ¹ 15.04 ³ 15.56 ^{2,3}	968/EZ 135.04/06	Valid
1756-L62	ControlLogix 4 Mb Controller	B	13.40 ¹ 15.04 ² 15.56 ²	968/EZ 135.03/05	Valid
1756-L63	ControlLogix 8 Mb Controller	B	13.40 ¹ 15.04 ² 15.56 ^{2,3}	968/EZ 135.04/06	Valid
1756-IA16I	AC Isolated Input Module	A	2.2 ¹ 3.2 ²	968/EZ 135.03/05	Valid
1756-IA8D	AC Diagnostic Input Module	A	2.6 ¹ 3.2 ²	968/EZ 135.03/05	Valid
1756-IB16D	DC Diagnostic Input Module	A	2.6 ¹ 3.2 ²	968/EZ 135.03/05	Valid
1756-IB16I	DC Isolated Input Module	A	2.2 ¹ 3.2 ²	968/EZ 135.03/05	Valid
1756-IB32	DC Input – 32pt	B	3.5	968/EZ 135.03/05	Valid
1756-IB16ISOE	24/48VDC Sequence of Events Input	A	1.5 ¹ 1.6 ²	968/EZ 135.04/06	Valid

Catalog Number	Description / System	Series:	Firmware Revision	Report – No.	Certification status
1756-IH16ISOE	125VDC Sequence of Events Input	A	1.5 ¹ 1.6 ²	968/EZ 135.04/06	Valid
1756-OA16I	AC Isolated Output Module	A	2.1 ¹ 3.2 ²	968/EZ 135.03/05	Valid
1756-OA8D	AC Diagnostic Input Module	A	2.4 3.2 ²	968/EZ 135.03/05	Valid
1756-OB16D	DC Diagnostic Output Module	A	2.3 ¹ 3.2 ²	968/EZ 135.03/05	Valid
1756-OB16I	DC Isolated Output Module	A	2.1 ¹ 3.2 ²	968/EZ 135.03/05	Valid
1756-OB32	DC Output – 32pt	A	2.4 ¹ 3.2 ²	968/EZ 135.03/05	Valid
1756-OB8EI	DC Isolated Output Module	A	2.3 ¹ 3.2 ²	968/EZ 135.03/05	Valid
1756-OX8I	Isolated Relay Output Module	A	2.1 ¹ 3.2 ²	968/EZ 135.03/05	Valid
1756-OW16I	N.O. Isolated Relay Output – 16Pt	A	2.1 ¹ 3.2 ²	968/EZ 135.03/05	Valid
1756-IF8	Analog Input Module	A	1.5	968/EZ 135.03/05	Valid
1756-IF16	Single-ended analog input module – 16pt	A	1.5	968/EZ 135.03/05	Valid
1756-IF6I	Isolated analog input module – 6pt	A	1.9 ¹ 1.12 ²	968/EZ 135.04/06	Valid
1756-IF6CIS	Isolated sourcing analog input module – 6pt	A	1.12 ²	968/EZ 135.04/06	Valid
1756-IR6I	RTD Input module	A	1.9 ¹ 1.12 ²	968/EZ 135.04/06	Valid

Catalog Number	Description / System	Series:	Firmware Revision	Report – No.	Certification status
1756-IT6I	Thermocouple Input module	A	1.9 ¹ 1.12 ²	968/EZ 135.04/06	Valid
1756-IT6I2	Enhanced Thermocouple Input Module	A	1.11 ¹ 1.12 ¹ 1.13 ²	968/EZ 135.04/06	Valid
1756-OF8	Analog Output Module	A	1.5	968/EZ 135.03/05	Valid
1756-OF6VI	Isolated analog output module- Voltage – 6pt	A	1.9 ¹ 1.12 ¹ 1.13 ²	968/EZ 135.04/06	Valid
1756-OF6CI	Isolated analog output module- Current – 6pt	A	1.9 ¹ 1.12 ¹ 1.13 ²	968/EZ 135.04/06	Valid
1756-CNB	ControlNet Communication Module	D	5.27 ¹ 5.38.40 ¹ 5.45 ¹ 7.12.04 ^{2, 3}	968/EZ 135.04/06	Valid
1756-CNBR	Redundant ControlNet Communication Module	D	5.27 ¹ 5.38.40 ¹ 5.45 ¹ 7.12.04 ^{2, 3}	968/EZ 135.04/06	Valid
1756-CNB	ControlNet Communication Module	E	11.2 ^{2, 3}	968/EZ 135.04/06	Valid
1756-CNBR	Redundant ControlNet Communication Module	E	11.2 ^{2, 3}	968/EZ 135.04/06	Valid
1756-ENBT	EtherNet Communication Module	A	1.33 ¹ 3.4 ^{2, 3}	968/EZ 135.03/05	Valid

Catalog Number	Description / System	Series:	Firmware Revision	Report – No.	Certification status
1756-DHRIO	DH+/RIO bridge / scanner module	C	5.03	968/EZ 135.03/05	<i>Valid</i>
1757-SRM	Redundancy Module	A	3.37.5 ¹ 4.03.05 ²	968/EZ 135.04/06	<i>Valid</i>
1756-Sync	Synlink Module	A	2.18	968/EZ 135.03/05	<i>Valid</i>
1786-RPFS	short distance fiber repeater module, supports 200 µm HCS fiber			968/EZ 135.04/06	<i>Valid</i>
1786-RPFM	medium distance fiber repeater module, supports 62.5/125 µm glass fiber			968/EZ 135.04/06	<i>Valid</i>
1786-RPCD	coaxial cable repeater module, supports all ControlNet coax variants			968/EZ 135.04/06	<i>Valid</i>
1786-RPFRL	, long distance fiber ring module, supports 62.5/125 µm glass fiber			968/EZ 135.04/06	<i>Valid</i>
1786-RPFRXL	extra long distance fiber ring module, supports 62.5/125 µm, 9/125 µm fibers			968/EZ 135.04/06	<i>Valid</i>

Notes:

¹ These Versions can be used as a replacement in existing systems




Rockwell Automation
Allen-Bradley
Automation Control & Information Group

1 Allen-Bradley Drive
USA-Mayfield Heights, OH 44124-6118
United States of America
Seite 5 von 8

TÜV Industrie Service GmbH

Automation, Software und Informationstechnologie
Am Grauen Stein
D-51101 Köln

- ² These Versions are recommended for new implementation.
- ³ This Version is required for the redundancy System.

	Released by Manufacturer:	Released by Test Institute:	Released by Certifier:
Signed:	 Pete Delic	 Andreas Hesse	 Heinz Gall
Date :	2006-09-26	2006-09-26	2006-09-26

Document-Revision

Date	Version	Changes	Author
2004-03-31	1.0	First release based on former list	he/968
2005-01-26	1.1	Include Phase 3 Module	he/968
2006-09-26	1.2	Include Phase 4 Modules	he/968