

Catalog Number	Description / System	Series:	Firmware Revision	Report – No.	Certification status
1794-TB3	Terminal Base, 3 wire, screw	A	N/A	968/EZ 188.01/05	<i>Valid</i>
1794-TB3G	Terminal Base, Gnd, 3 wire, screw	A	N/A	968/EZ 188.01/05	<i>Valid</i>
1794-TB3GS	Terminal Base, Gnd, 3 wire, spring	A	N/A	968/EZ 188.01/05	<i>Valid</i>
1794-TB3S	Terminal Base, 3 wire, spring	A	N/A	968/EZ 188.01/05	<i>Valid</i>
1794-TB3T	Terminal Base, Temp, 3 wire, screw	A	N/A	968/EZ 188.01/05	<i>Valid</i>
1794-TB3TS	Terminal Base, Temp, 3 wire, spring	A	N/A	968/EZ 188.01/05	<i>Valid</i>
1794-TBNF	Terminal Base, Fused Nema	A	N/A	968/EZ 188.01/05	<i>Valid</i>
1794-TBN	Terminal Base, Nema	A	N/A	968/EZ 188.03/10	<i>Valid</i>
1794-ACN15	ControlNet Adapter	C	4.3 5.1, 5.x	968/EZ 188.03/10	<i>Valid</i>
1794-ACNR15	Redundant ControlNet Adapter 1.5	C	4.3 5.1, 5.x	968/EZ 188.03/10	<i>Valid</i>
1794-ACNR15XT	Redundant ControlNet Adapter 1.5 Extended Temperature Range	C	5.1, 5.x	968/EZ 188.03/10	<i>Valid</i>
1794-AENT	Ethernet Adapter, 24 VDC	B	4.1, 4.2, 4.x	968/EZ 188.03/10	<i>Valid</i>
1794-IB10X0B6	DC Combo 10 in 6 out	A	N/A	968/EZ 188.03/10	<i>Valid</i>

Catalog Number	Description / System	Series:	Firmware Revision	Report – No.	Certification status
1794-IB10XOB6XT	DC Combo 10 in 6 out Extended Temperature Range	A	N/A	968/EZ 188.03/10	<i>Valid</i>
1794-IB16	DC Sinking Input 16 pt.	A	N/A	968/EZ 188.01/05	<i>Valid</i>
1794-IB16XT	DC Sinking Input 16 pt. Extended Temperature Range	A	N/A	968/EZ 188.01/05	<i>Valid</i>
1794-IE8	Analog Input 8 pt.	B	N/A	968/EZ 188.01/05	<i>Valid</i>
1794-IE8XT	Analog Input 8 pt. Extended Temperature Range	B	N/A	968/EZ 188.01/05	<i>Valid</i>
1794-IE4XOE2XT	Analog Combo Module 4 in 2 out	B	N/A	968/EZ 188.03/10	<i>Valid</i>
1794-IF2X0F2I	Isolated Analog Combo 2 in 2 out	A	F G H, H.x	968/EZ 188.03/10	<i>Valid</i>
1794-IF2XOF2IXT	Isolated Analog Combo 2 in 2 out Extended Temperature Range	A	I I.x	968/EZ 188.03/10	<i>Valid</i>
1794-IF4I	Isolated Analog Input 4 pt.	A	F G H, H.x	968/EZ 188.03/10	<i>Valid</i>

Catalog Number	Description / System	Series:	Firmware Revision	Report – No.	Certification status
1794-IF4IXT	Isolated Analog Input 4 pt. Extended Temperature Range	A	I, I.x	968/EZ 188.01/05	<i>Valid</i>
1794-IF4ICFXT	Isolated Analog Input 4 pt. Extended Temperature Range	A	J, J.x	968/EZ 188.01/05	<i>Valid</i>
1794-IJ2	High Resolution Freq. 2 channel	A	D ¹ E ² , E.x	968/EZ 188.03/10	<i>Valid</i>
1794-IJ2XT	High Resolution Freq. 2 channel Extended Temperature Range	A	E, E.x	968/EZ 188.03/10	<i>Valid</i>
1794-IP4	Pulse counter 4 channel	B	4, 4.x	968/EZ 188.01/05	<i>Valid</i>
1794-IR8	RTD input 8 pt.	A ¹ B ²	K, K.x	See Note 3	<i>Valid</i>
1794-IR8XT	RTD input 8 pt. Extended Temperature Range	B	A, A.x	See Note 3	<i>Valid</i>
1794-IRT8	non isolated Thermo input 8 pt.	B	B D E, E.x	968/EZ 188.01/05	<i>Valid</i>
1794-IRT8XT	non isolated Thermo input 8 pt. Extended Temperature Range	B	D E, E.x	968/EZ 188.01/05	<i>Valid</i>

Catalog Number	Description / System	Series:	Firmware Revision	Report – No.	Certification status
1794-IT8	Thermo input 8 pt.	A B	K, K.x	968/EZ 188.01/05	<i>Valid</i>
1794-OB16	DC Output Source 16 pt.	A	N/A	968/EZ 188.01/05	<i>Valid</i>
1794-OB16PXT	DC Output Source 16 pt. Extended Temperature Range	A	N/A	968/EZ 188.01/05	<i>Valid</i>
1794-OB16P	DC Protected Output Source 16 pt.	A	N/A	968/EZ 188.01/05	<i>Valid</i>
1794-OB8EP	DC Elec Fused Output Source 8 pt.	A	N/A	968/EZ 188.01/05	<i>Valid</i>
1794-OB8EPXT	DC Elec Fused Output Source 8 pt. Extended Temperature Range	A	N/A	See Note 3	<i>Valid</i>
1794-OE4	Analog Output 12 bit, 4 pt.	B	N/A	968/EZ 188.01/05	<i>Valid</i>
1794-OE4XT	Analog Output 12 bit, 4 pt. Extended Temperature Range	B	N/A	968/EZ 188.01/05	<i>Valid</i>
1794-OF4I	Isolated Analog Output 4 pt.	A	F G H, H.x	968/EZ 188.01/05	<i>Valid</i>
1794-OF4IXT	Isolated Analog Output 4 pt. Extended Temperature Range	A	I, I.x	968/EZ 188.01/05	<i>Valid</i>
1794-OW8	Relay Contact 8 pt.	A	N/A	968/EZ 188.01/05	<i>Valid</i>




Catalog Number	Description / System	Series:	Firmware Revision	Report – No.	Certification status
1794-OW8XT	Relay Contact 8 pt. Extended Temperature Range	A	N/A	968/EZ 188.01/05	<i>Valid</i>

Notes:

- ¹ These Versions can be used as a replacement in existing systems
- ² These Versions are recommended for new implementation.
- ³ Some of these versions have been qualified as an intermediate update without being mentioned in a report.

Additional Information:

- 1. The Flex I/O modules listed here are to be used together with Safety Reference Manual, 1794-RM001D-EN-P.
- 2. Certain catalog numbers may have a K suffix. This indicates a conformal coated version of the product. These versions have the same qualification as the abovementioned devices.
- 3. The FW versions marked with extension .x (x can be 0 ... 99) are constitute to minor changes for enhancements. The test institute will be informed on any change.

	Released by Manufacturer:	Released by Test Institute:	Released by Certifier:
Signed:			
	Wendy Nya	Andreas Hesse	Heinz Gall
Date :	2010-03-03	2010-03-03	2010-03-03

Document-Revision

Date	Version	Changes	Author
2009-09-03	1.0	First release based on former list	he/968
2009-09-18	1.1	Added some minor corrections	he/968
2009-09-24	1.2	Minor corrections	he/968
2009-10-16	1.3	Added 1794-IRT8 and IRT8XT FW Rev. E	he/968
2010-02-27	1.4	Added 1794-IF4ICFXT, 1794-AENT FW Rev. 4.2	he/968